

**IMPACT OF RISK FACTOR DISCLOSURE IN PROSPECTUS ON IPO
PERFORMANCE: AN EMPIRICAL INVESTIGATION**

**A
THESIS
SUBMITTED TO**



**MAHARAJA RANJIT SINGH
PUNJAB TECHNICAL UNIVERSITY
BATHINDA (PUNJAB)**

**IN FULFILLMENT OF THE REQUIREMENT
FOR THE DEGREE OF**

**DOCTOR OF PHILOSOPHY
IN
MANAGEMENT**

**By
Krishan Lal
Regd. No.: 17311MPE02**

**UNIVERSITY BUSINESS SCHOOL
FACULTY OF COMMERCE & MANAGEMENT
MAHARAJA RANJIT SINGH PUNJAB TECHNICAL UNIVERSITY
BATHINDA-151001 (PUNJAB)**

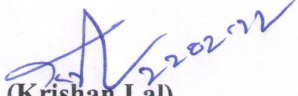
2022

CERTIFICATE

I, **Krishan Lal**, hereby declare that the work contained in the thesis entitled '**Impact of Risk Factor Disclosure in Prospectus on IPO Performance: An Empirical Investigation**' in the partial fulfillment of requirements for the award of the degree of the **DOCTOR OF PHILOSOPHY**, submitted in the University Business School, Maharaja Ranjit Singh Punjab Technical University, Bathinda is an authentic record of my own work carried under the guidance and supervision of **Dr Pritpal Singh Bhullar**, Assistant Professor, University Business School, Maharaja Ranjit Singh Punjab Technical University, Bathinda.

The matter presented in the thesis has not been submitted either in part or full to any other University or Institute for the award of any degree.


Dated: 22.02.22


(**Krishan Lal**)
Research Scholar
Regd. No.: 17311MPE02


CANDIDATE'S DECLARATION

I hereby certify that the work presented in the thesis entitled '**Impact of Risk Factor Disclosure in Prospectus on IPO Performance: An Empirical Investigation**' in the partial fulfilment of requirements for the award of the degree of the **DOCTOR OF PHILOSOPHY**, submitted in the University Business School, Maharaja Ranjit Singh Punjab Technical University, Bathinda is an authentic record of my own work carried out **from January 2018 to December 2021** under the guidance and supervision of Dr Pritpal Singh Bhullar, Assistant Professor, University Business School, Maharaja Ranjit Singh Punjab Technical University, Bathinda.

The matter embodied in the thesis has not been submitted by me for the award of any other degree of this or any other University/Institute.

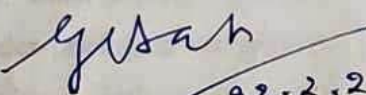

(**Krishan Lal**)
Research Scholar

This is to certify that the above statement made by the candidate is correct to the best of my knowledge and belief.


(**Dr Pritpal Singh Bhullar**)
(Supervisor)
Assistant Professor
University Business School
Maharaja Ranjit Singh Punjab Technical University
Bathinda-151001 (INDIA)

The Ph.D. Viva-voce examination of Krishan Lal, Regn. No. 17311MPE02, Research Scholar has been held on 22.02.2022


Signature of Supervisor


Signature of External Examiner
(**Dr. G. S. Batra**)
22.2.22

Acknowledgements

I would like to express my deep gratitude and appreciation to everyone who contributed to the completion of this thesis. First of all, I would like to convey my heartfelt gratitude to Dr. Pritpal Singh Bhullar, Assistant Professor, University Business School, MRSPTU, Bathinda, for his thorough guidance and supervision during this work. His mentoring contribution is shown throughout my entire scholarly work. I am really lucky to have Dr. Pritpal Singh Bhullar as my supervisor. I am highly indebted to Dr Sanjeev Sharma, Professor, UIAMS, Panjab University, Chandigarh, as well as Dr Sultan Singh, Professor, CDLU, Sirsa, who helped me with amazing ideas at the early stage of the thesis. I would like to express my appreciation to the faculty members of the University Business School, MRSPTU, Bathinda, for their kind cooperation at all stages.

I am grateful to the Dean (R & D), MRSPTU, Bathinda, Dean, Faculty of Commerce and Management, and other DDRC members for their insightful comments, which have greatly improved this Ph.D. research work. I also thank the administrative and technical staff of MRSPTU, Bathinda, for their prompt assistance and support in their respective roles.

I would like to convey my sincere thanks to Dr Ambika Sharma, Assistant Professor, SGHS College Sri Jiwan Nagar, whose immense support and encouragement really motivated me to complete my thesis, and she also guided me to put together the pieces of my "jigsaw" thesis. I wish to profusely thank Dr Ritu, Assistant Professor, CDLU, Sirsa, Ms Veena Gautam, Research Scholar, CDLU, Sirsa, Mrs Monika Bhatia, and Mrs Priya, Research Scholars, MRSPTU, Bathinda, for keeping me motivated in my research attempt.

No research is possible without the library, the centre of learning resources. I would like to express my gratitude to all the library staff at the university for their services.

Finally, I would like to thank each and every friend and colleague of mine and my family members who have supported me in this endeavour.


(Krishan Lal)

LIST OF FIGURES

Figure	Description	Page No.
1.1	Inter-relationship among various types of issues	4
1.2	IPO process	7
1.3	IPO Pricing	23
3.1	Factor Analysis Research Model	81
3.2	Measurement of Under-pricing	83
4.1	Scree Plot	114
5.1	Normal P-P Plot of Regression Standardized Residual- LnIssuePrice	126
5.2	Normal P-P Plot of Regression Standardized Residual-LnOpeningPrice	126
5.3	Normal P-P Plot of Regression Standardized Residual-LnClosingPrice	127
5.4	Under-pricing on listing and post-listing days	139
5.5	Average Percentage Change in Stock Prices and Market Sensex	140
6.1	The level of under-pricing in Finance Sector	151
6.2	The level of under-pricing in Non-financial Sector	156
6.3	The level of under-pricing in Consumer durable and Non-durable Sector	160
6.4	The level of under-pricing in Construction, Engineering & Infrastructure Sector	165
6.5	The level of under-pricing in Healthcare Sector	170
6.6	The level of under-pricing in Producer/ Manufacturing Sector	174

LIST OF TABLES

Table No.	Description	Page
1.1	Regulations for Listing of IPOs on Main Board and SME Exchange	22
3.1	IPOs listed in India from 2013-2019	78
4.1	Page count comparisons of IPO Prospectus by average length	94
4.2	Description of Complete Risk Factor Section of Prospectus	97
4.3	Description of Internal Risk Factors mentioned in Prospectuses	99
4.4	Description of External Risk Factors mentioned in Prospectuses	100
4.5	Description of Offer Related Risk Factors mentioned in Prospectuses	100
4.6	Categorization of risk statements under generic risk categories	101
4.7	Percentage of companies disclosing risk in each category	106
4.8	Frequency of risk categories disclosure in each sector	107
4.9	Total Risk Factor Frequency by Category and Sector	109
4.10	Reliability Statistics	111
4.11	KMO and Bartlett's Test Statistics	111
4.12	Communalities	112
4.13	Total Variance Explained	113
4.14	Rotated Component Matrix	115
4.15	Component Transformation Matrix	115
4.16	Factor Labels	116
4.17	Ranking of Factors	117
5.1	Regression Models Summary- Impact of Risk Categories on Initial and Subsequent Stock Prices	128
5.2	ANOVA Statistics of Model 1 to Model 8	129
5.3	Regression Coefficients (Dependent Variable: LnIssuePrice)	131
5.4	Regression Coefficients (Dependent Variable: LnOpeningPrice)	133

5.5	Regression Coefficients (Dependent variable-LnClosingPrice)	134
5.6	Regression Coefficients (Dependent Variables: Subsequent Stock Prices)	136
5.7	Descriptive Statistics of Under-pricing Measurement Variables	138
5.8	Correlation Matrix of Explanatory Variables of Model 9	141
5.9	OLS Regression of Under-pricing in Primary Market with Risk Categories	142
5.10	Correlations Matrix and Model Summary-Initial Under-pricing in Secondary Market (Model 10)	144
5.11	OLS Regression Results of Model 10	145
5.12	Model Summary-Under-pricing of stocks in post listing period	146
5.13	Regression Coefficients (Dependent Variable-UP1M and UP3M)	147
6.1	Descriptive Statistics of Finance Sector	150
6.2	Model Summary and ANOVA Statistics of Regression Models of Finance Sector	152
6.3	Results of OLS Regression Models related to Finance Sector	153
6.4	Non-Financial Sector- Descriptive Statistics	155
6.5	Model Summary and ANOVA Statistics of Regression Models used for Non-Financial Sector	157
6.6	Results of OLS Regression Models related to Non-Financial Sector	158
6.7	Descriptive Statistics of Firms related to Consumer durables and Consumer Non-durables Sector	160
6.8	Regression Model Summary and ANOVA Statistics– Consumer Durables and Non-durables Sector	162
6.9	Results of OLS Regression Models related to Consumer Durables and Non- Durables	163
6.10	Descriptive Statistics of Firms related to Construction, Engineering & Infrastructure Sector	165
6.11	Regression Model Summary and ANOVA Statistics- Construction, Engineering & Infrastructure Sector	167
6.12	Results of OLS Regression Models related to Construction, Engineering & Infrastructure Sector	168

6.13	Descriptive Statistics of Firms related to Health Care Sector	169
6.14	Regression Model Summary and ANOVA Statistics –Health Care Sector	171
6.15	Results of OLS Regression Models related to Health Care Sector	172
6.16	Descriptive Statistics of Firms related to Producer Manufacturing Sector	173
6.17	Regression Model Summary and ANOVA Statistics –Producer/ Manufacturing Sector	175
6.18	Results of Regression Models related to Producer Manufacturing Sector	176
7.1	Sector-wise Summary Table of Impact of Risk Categories on under-pricing	195